




TRAFFIC LIGHT TRANSITION WORDS

(See *Marvelous Mini Lessons for Teaching Beginning Writing, K-3*
by Lori Jamison Rog for an entire Mini Lesson)

Transition words are an important tool for organizing writing, but can be a challenge for writers of all ages. This mini lesson uses an analogy to green, yellow and red traffic lights to teach students about different types of transitions. Green light words are the "get going" words, such as *first*, *for one thing*, and *to begin with*. Yellow light words are the "keep on going" words, such as *next* or *also*. Red light words indicate it's time to stop, such as *last* or *finally*. After teaching the concept, prepare a chart that can be expanded as students discover new transition words in their writing.

 Green Light Words	 Yellow Light Words	 Red Light Words
<p>First</p> <p>For one thing</p> <p>To start with</p> <p>At the beginning</p>	<p>Next</p> <p>Then</p> <p>Later</p> <p>After that</p> <p>Meanwhile</p> <p>Also</p> <p>As well</p> <p>In addition</p>	<p>Finally</p> <p>At the end</p> <p>At last</p> <p>In conclusion</p> <p>All in all</p>